





Fraction Through Music



Lesson 2. Introducing the Half Notes

1
—
2

Worksheets



2
—
4






Fraction Music Game

(Student's Printout)

Name: _____

The correct answer is:

A. 

B. 

C. 

Fantastic!






Fraction Music Game

*(For this part you can work with one friend or a group of friends)
You get to play 3 musical notes. One is going to be the correct answer and that will be a half note. Play the other two notes shorter for 1 count or longer for 3 - 4 counts.*

As the music is performed, ask your friend(s) to keep counting in their head along with each musical note. Remind your friends that the half note is equal to 2 counts.

Before you start to play, please tell your friend which musical piece you will play, for example: "Example A" and start your music with a count off: "Ready, Set, Go!"





Fraction Music Game

Which example is correct?

A.

B.

C.

Fantastic!





Hand Signs

Recorder Fingering Chart


Music Notes



Note B (Mi)




Left Hand Fingers:
Front: Pointer
Back: Thumb



Note A (Re)




Left Hand Fingers:
Front: Pointer &
Middle
Back: Thumb



Note G (Do)



Left Hand Fingers:
Front: Pointer,
Middle & Ring
Back: Thumb





Thank You!

